

DE Plan 800 SUB Invisible Subwoofer

DEplan®

Description

Built-in subwoofer with 4 × 6"-bass drivers for invisible installation in walls and ceilings. The patented design concept of the DE Plan series means the large flat membrane is homogeneously deflected. Fine tuning with the integrated crossover results in a linear frequency range of 35 – 180 Hz and delivers impressive low frequency sound. The DE Plan 800 SUB is used to enhance low-frequency characteristics in in-ceiling sound systems or as a subwoofer in surround systems in conjunction with our PA 2100 SD compact amplifier.

The DE Plan 800 SUB is always mounted with the EG Plan 800 back box in hollow non-concrete walls and ceilings. It can also be installed in solid walls and concrete ceilings using the EGB Plan 800 back box. First, the back box is fitted and the loudspeaker is inserted into it. Then the glass fiber lining included with the package is placed around the membrane and the area can then be plastered and painted.

Only in conjunction with our back boxes EG Plan 800 or EGB Plan 800!

Key Features

- Invisible Subwoofer
- 4 × 6" drivers
- 480 watts power capacity, 4 ohms

Fields of Application

- Gastronomy, hotels
- Home audio
- Large rooms, halls
- Surround systems

DE Plan 800 SUB Invisible Subwoofer

Technical Data

Principle	Flat transducer
Components	4 × 6" long excursion drivers
Frequency range	35 Hz – 180 Hz (with back box EG Plan 800)(2 × paint-coated)
Impedance	4 ohms
Power capacity	240 watts RMS, 480 watts program
Sensitivity	87 dB (1 W@1 m), half-space (flush-mounted)
Maximum SPL	112 dB @ 1 m
Nominal dispersion	180°
Dimensions	720 × 300 × 76 mm incl. mounting feet: 728 × 388 × 76 mm
Cutout size	724 × 304 mm
Wall /ceiling thickness	10 – 35 mm (incl. back box)
Installation depth	76 mm
Weight	8.5 kg
Connectors	Screw-type terminals, pluggable
Warranty	5 years

Model	Order No.	Version
-------	-----------	---------

DE Plan 800 SUB	0408-0001	Complete incl. assembly frame and glass fiber fabric
------------------------	-----------	--

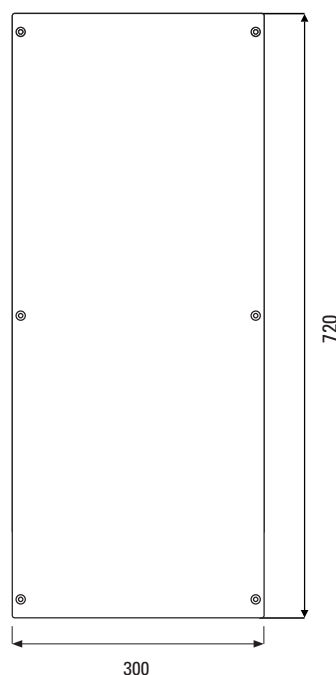


DE Plan 800 SUB without membrane

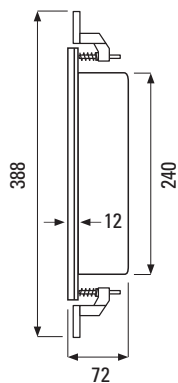
Dimensions

DE Plan 800 SUB

Front

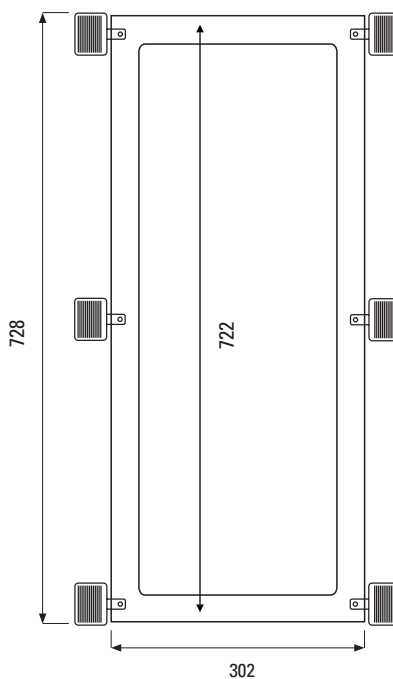


Side



Assembly Frame MR 800




Front



Side



DE Plan 800 SUB Invisible Subwoofer

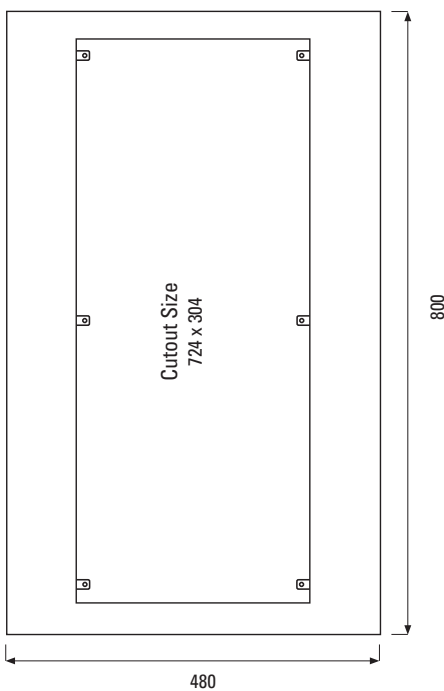
Back Box	Order No.	Version
	EG Plan 800 2310-0001	Back box, plastic, dim.: 800 × 480 × 120 mm
	EGB Plan 800 2309-0001	Back box for concrete, plastic, dim.: 800 × 480 × 148 mm (inkl. PVC rigid foam)
	MR 800 0408-0007	Spare part assembly frame for DE Plan 800 SUB

Dimensions

EG Plan 800

Front

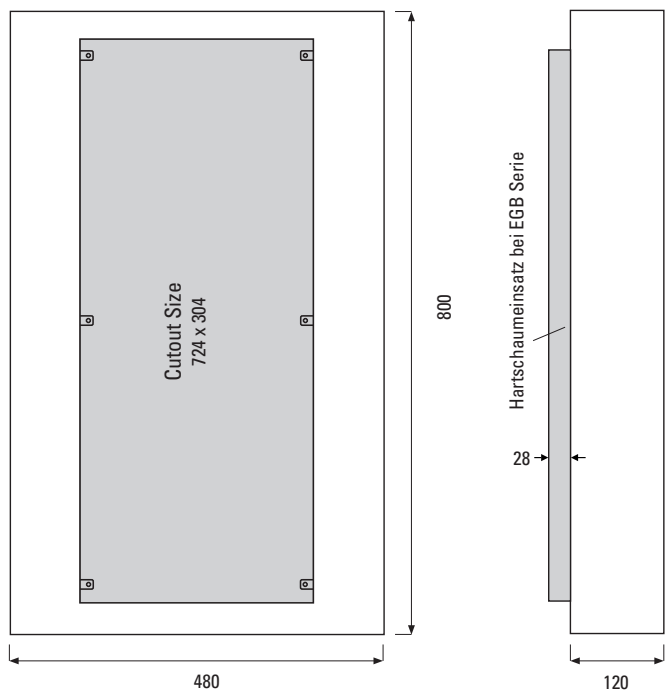
Side



EGB Plan 800

Front

Side



DE Plan 800 SUB Invisible Subwoofer

Measuring Diagram

DE Plan 800SUB Sens. @ 2, 83V/1m

