

## B 218 Subwoofer



### Description

Direct radiation 2 × 18" subwoofer with very high efficiency and wide deep bass range. Through the application of two 18" long excursion bass chassis with a maximum membrane displacement of +/-25 mm in a voluminous bass reflex cabinet it is possible to achieve a very low cut-off frequency of 31 Hz (-6 dB).

In combination with the very high efficiency of 101 dB (full space) and the power capacity of 2800 watts the B 218 is in a position to purely reproduce enormous bass levels. Together with our top units T 12 and T 212 or the line-arrays F 208 AIArray® this provides powerful PA systems with excellent sound properties and very high working reliability.


### Special features

- Direct radiation subwoofer
- 2 × 18" long excursion chassis with Xmax +/-25 mm
- Power capacity 2800 watts
- Very high sound pressure (SPL max. 136 dB, full space)
- Very low cut-off frequency (31 Hz -6 dB)

### Fields of application

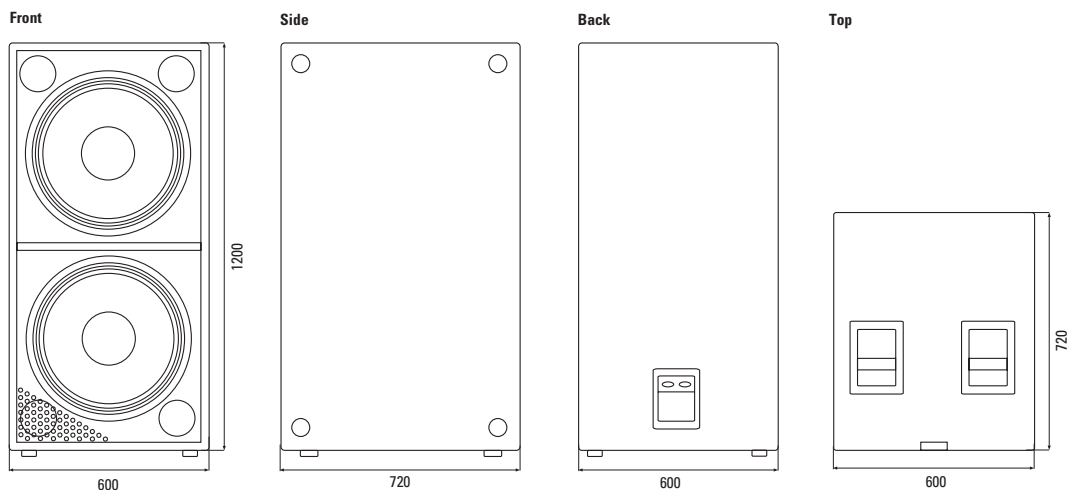
- PA, mobile systems
- Clubs, discotheques
- Concert halls, theatres
- Large rooms, halls

### Details



# B 218 Subwoofer

## Dimensions B 218

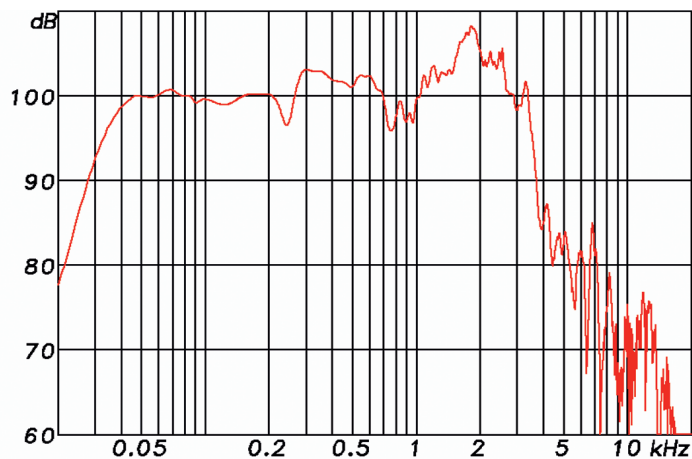


## Technical data

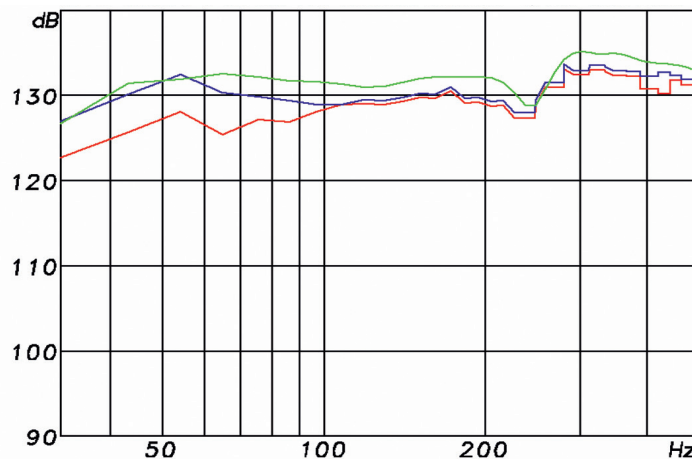
Principle	Subwoofer with bass reflex cabinet
Components	2 x 18" long excursion woofer, Xmax +/- 25 mm
Frequency range	30 ... 250 Hz, 35 ... 200 Hz (-3 dB)
Impedance	4 ohms
Power capacity	RMS 2500 watts, program 5000 watts
Sound pressure	101 dB (1W/1m), max. 136 dB
Dispersion angle	360°
Dimensions (W x H x D)	600 x 1200 x 720 mm (without rubber feet)
Weight	79 kg
Cabinet	Multiplex cabinet, grip plates lateral Front metal grille steel, powder-coated
Connections	2 x speakon
Warranty	5 years

## Measuring Diagrams

B 218 Sens. 2.83 V/ 1m: 100 dB (50-100) 31 Hz (-6 dB)



B 218 Max. SPL @ 3% and 10% distortion threshold 1.6 kW max. power



Model	Order-No.	Version
B 218 B Black	1426-0001	RAL 9005, textured paint, black
Other colours and models on request		